

BARNES®

by Crane Pumps & Systems, Inc.

Updated Features!

SOLIDS Handling SUBMERSIBLE PUMPS

Proven Performance

Barnes® offers a broad line of engineered submersible solids handling pumps for a wide variety of light to heavy duty wastewater services. Designed specifically for unscreened raw sewage or industrial waste applications, these pumps are available in 3" through 8" discharge sizes and can handle spherical solids up to 4" in diameter.

With heads to 258' and capacities to 5,400 gpm at 104°F continuous media temperature, Barnes® submersible pumps deliver efficient hydraulic coverage. The motors are completely sealed against contaminants, and bearings are lubricated for the life of the pump, significantly reducing maintenance and operating costs.

Applications

When wastewater collection is in a below-grade sump or wet well.

Where construction of a building for above-ground pumping equipment is not practical.

For use in an existing pump station that is subject to frequent flooding due to power failures or leakage.

Where there is limited vertical clearance in an existing station.

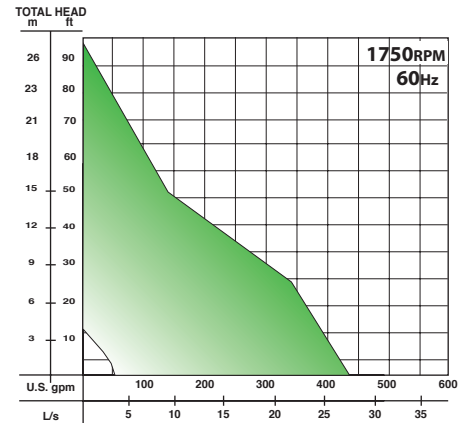
Engineered submersible solids handling wastewater pumps for municipal, industrial, residential & commercial applications. A dependable answer for sewage and waste handling needs.



Submersible Solids Handling

3SE, 3XSE

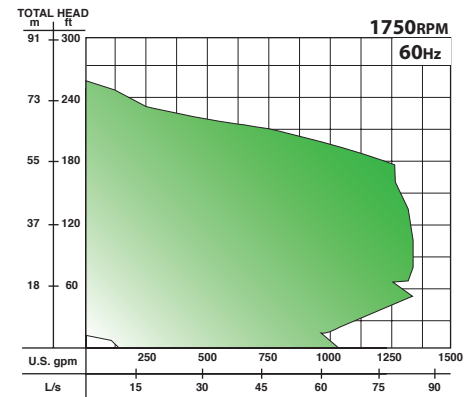
Size	3" horizontal/vertical
Motor	.75hp - 3hp oil or air filled
Head	to 95'
Flow	to 440gpm
Volutes	concentric
Impeller	open & enclosed
Solids	1.5" • 2" • 2.5"



Models with air filled explosion proof motors available.

4SE, 4XSE

Size	4" horizontal
Motor	.9hp - 100hp oil filled or air filled
Head	to 258'
Flow	to 1,265gpm
Volutes	standard concentric high efficiency scroll
Impeller	open & enclosed
Solids	1.5" • 2" • 3"



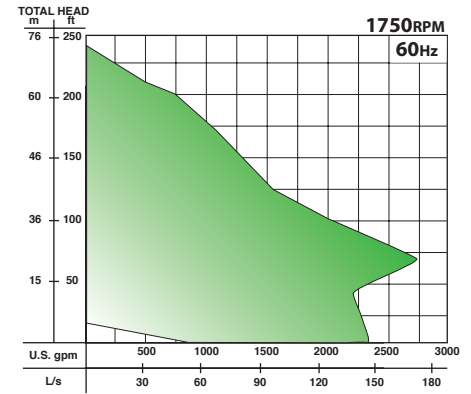
Models with air filled explosion proof motors available.

Control panels are available in NEMA 3R, 4X, and other enclosures for Simplex and Duplex pumping systems. Standard panels include: 120v control transformers, alternators (in Duplex panels), circuit breakers, motor overload protection, Hand-Off-Automatic selector switch, run lights, alarm circuit, magnetic starters, seal fail light, motor high temperature light. Custom panels available.



6SE, 6XSE

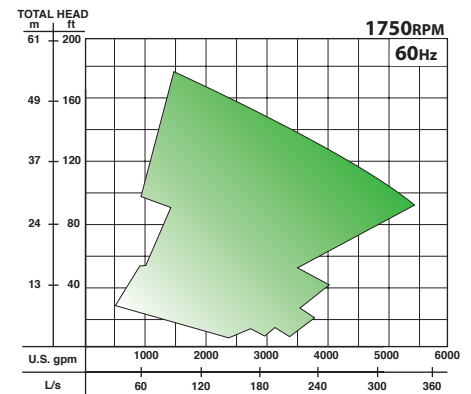
Size	6" horizontal
Motor	7.5hp - 75hp oil filled or air filled
Head	to 240'
Flow	to 2,650gpm
Volutes	concentric
Impeller	enclosed
Solids	3" • 4"



Models with air filled explosion proof motors available.

8SE, 8XSE

Size	8" horizontal
Motor	24hp - 200hp oil filled or air filled
Head	to 180'
Flow	to 5,400gpm
Volutes	concentric
Impeller	enclosed
Solids	3"



Models with air filled explosion proof motors available.



BARNES[®]

by Crane Pumps & Systems, Inc.

Break Away Fittings

Barnes[®] break away fittings allow pump installation and removal without wet well entry or piping disconnection. Break away fittings provide easy access to all Barnes[®] 3" (50mm) through 8" (200mm) submersible pumps; units may be adapted for other submersibles with similar discharge openings. Available in non-sparking design.

Access Covers

Available in multiple sizes in aluminum and steel construction, each gasketed and fitted for use with specific Simplex and Duplex pump systems.



Other Barnes[®] Submersible Pump Accessories*

- Remote alarms
- High water alarms
- Fiberglass basins and packaged systems
- Ball check valves
- Bronze gate valves
- Simplex and Duplex junction boxes

* Check with the factory on the availability of additional accessories.



A Crane Co. Company

PUMPS & SYSTEMS

Crane Pumps & Systems
420 Third Street
Piqua, Ohio 45356
(937) 778-8947
Fax (937) 773-7157
www.cranepumps.com

Crane Pumps & Systems Canada
83 West Drive
Brampton, Ont. Canada L6T 2J6
(905) 457-6223
Fax (905) 457-2650

© 2009 Crane Pumps & Systems, Inc.
A Crane Co. Company
Printed in U.S.A.
BSOLIDS-B - Rev. A (2/10)