


5260 Horizontal Two-stage Split-case Pumps

**Efficient industrial pumps
Ideal for high-head applications
Capacities to 650 GPM
Heads to 800 Feet**

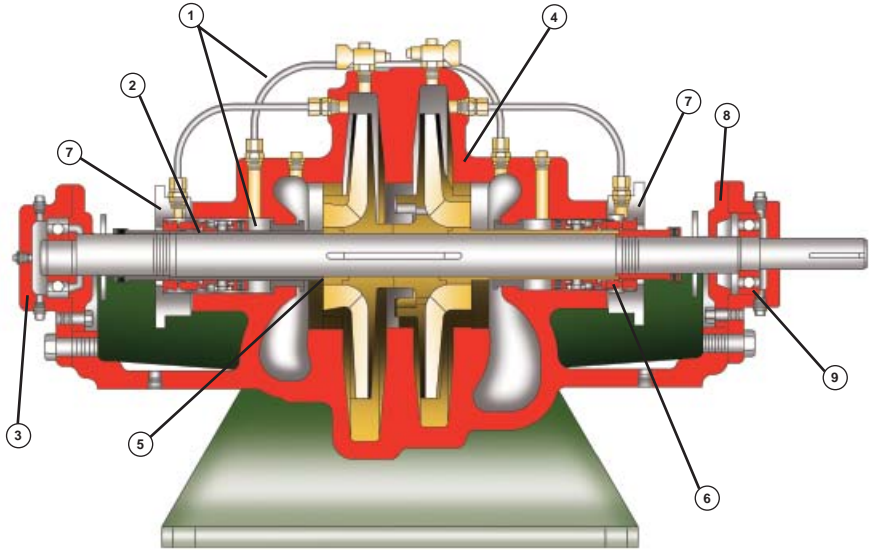
Deming 5260 pumps were designed to incorporate mechanical simplicity with the most modern principals of hydraulic design and engineering. These pumps cost less to buy, less to operate and less to maintain. Deming two-stage split-case pumps are designed for a wide variety of applications. They are ideal for high heads for boiler feed or booster service. Available for right or left-hand rotation. Direction of rotation can be changed easily in the field without the use of new parts. Long life, high efficiency, dependable service and top performance at a minimum cost are qualities found in every Deming pump. It all adds up to a superior pump that will give years of continuous, reliable service.



Materials of Construction		
Option #1	Bronze Fitted	All Iron
Casing	Cast Iron	Cast Iron
Impellers	Bronze	Cast Iron
Case wearing rings	Bronze	Cast Iron
Inter stage diaphragm	Bronze	Cast Iron
Shaft	Steel	Steel
Sleeve Nut	Bronze	Steel
Shaft Sleeve	416 SS	416 SS
Gland	Bronze	Cast Iron
Throat bushing	Bronze	Cast Iron
Seal Cage	Bronze	Cast Iron
Gland studs and nuts	Bronze	Steel

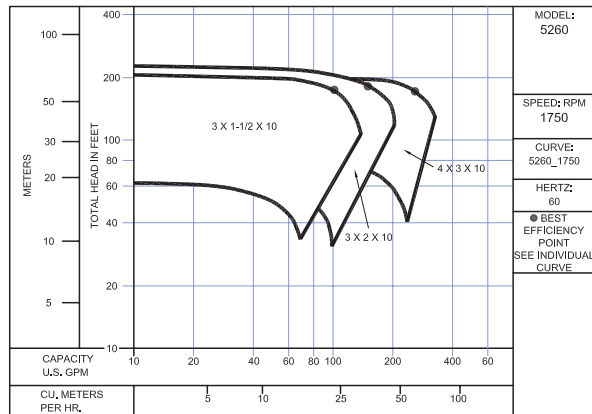
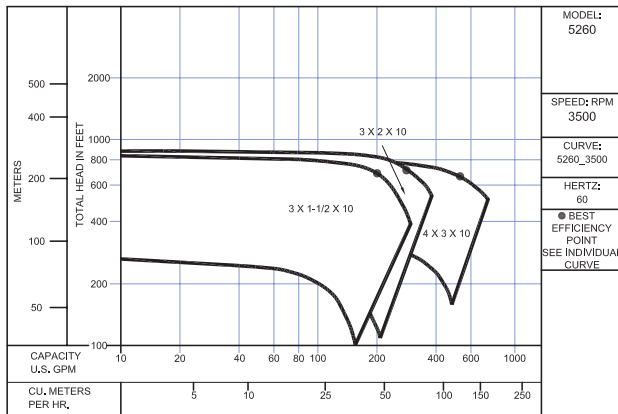
Design Features:

- 1. Reduced stuffing box pressure.** Through the use of a balancing pipe connecting pressure-reducing bushings in both stuffing boxes, the pressure in the second-stage box is effectively reduced by one-half.
- 2. Bronze shaft sleeves** are standard equipment. Stainless steel is available.
- 3. Outboard (thrust) bearing** is locked to shaft using a heavy duty, spring steel, retaining ring. Any unaccountable axial thrust is carried by the bearing. Grease lubrication, with flush-filling connections, is standard construction. Water-jacketed are optional.
- 4. Casing horizontally split** on center line permits easy removal of entire rotor assembly when upper half of casing is removed.
- 5. Gasket joint** between shaft sleeve and impeller prevents leakage under shaft sleeve and reduces shaft corrosion.
- 6. Mechanical shaft seals** can be installed at factory or in field without special machining of casing, because box is identical for both applications.



- 7. Flange-type floating wearing rings** with labyrinth-type seal between flange and casing.
- 8. Two-piece gland** with drip chamber to confine leakage, held in place with bronze studs and nuts, permits packing to be replaced without disassembly of pump.

- 9. Bearings** are single-row, deep-groove type ball bearings, mounted in dirt and moisture-proof cast-iron housings, bolted to lower half of the casing. Identical bearings on both ends are interchangeable to reduce maintenance difficulties.



PUMPS & SYSTEMS

Crane Pumps & Systems
 420 Third Street
 Piqua, Ohio 45356
 (937) 778-8947
 Fax (937) 773-7157
 www.cranepumps.com

Crane Pumps & Systems Canada
 83 West Drive
 Brampton, Ont. Canada L6T 2J6
 (905) 457-6223
 Fax (905) 457-2650



© 2011 Crane Pumps & Systems, Inc.
 A Crane Co. Company
 Printed in U.S.A.
 D5260BRO - Rev. B (3/11)

